

Dermal Exposure Potential and PFAS: Recent Research

Jennifer Sahmel, PhD, CIH, CSP, FAIHA
Managing Principal Scientist
Insight Exposure and Risk Sciences
Boulder, CO



February 14, 2024

Recent Studies Addressing Dermal Exposures and PFAS

Type of Study	Number
General studies addressing dermal exposures and PFAS	3
Studies assessing dermal exposures to PFAS using animal models	3
PFAS and dermal exposures to cosmetics	4
PFAS and dermal exposures to house dust	2
PFAS and dermal exposures to personal care or personal hygiene products	3
Specific occupational or consumer dermal exposure scenarios involving PFAS	4
Clothing and dermal exposures to PFAS	1
Measurement of dermal exposures to PFAS	1

Limited information currently available to assess human dermal exposures to PFAS. Increasing numbers of studies have been published since 2019 (3 in 2019; 3 in 2020; 7 in 2022; 7 in 2023). However, significant data gaps remain.

General Findings Related to Dermal Exposures to PFAS

- Among a sample of 61 adults from Oslo, Norway, dietary exposures appeared to be the predominant pathway for PFAS exposure, followed by ingestion of house dust, inhalation of indoor air, and dermal absorption; however considerable variability was observed (Poothong et al. 2020).
- Not surprisingly, dermal exposures to PFAS are hard to estimate or extrapolate from other substances due to the unique physico-chemical properties of the substances and the wide range of different types of PFAS compounds (Ragnarsdottir et al. 2022).

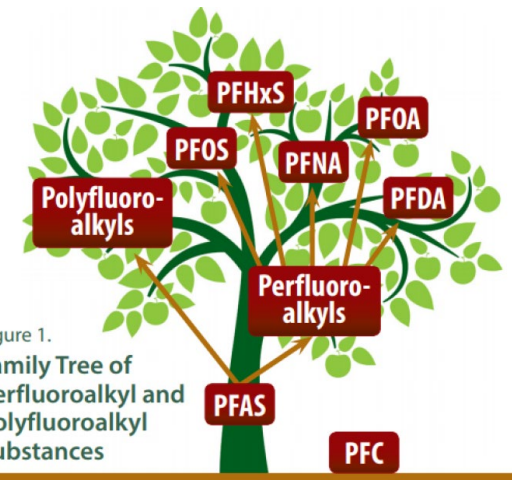
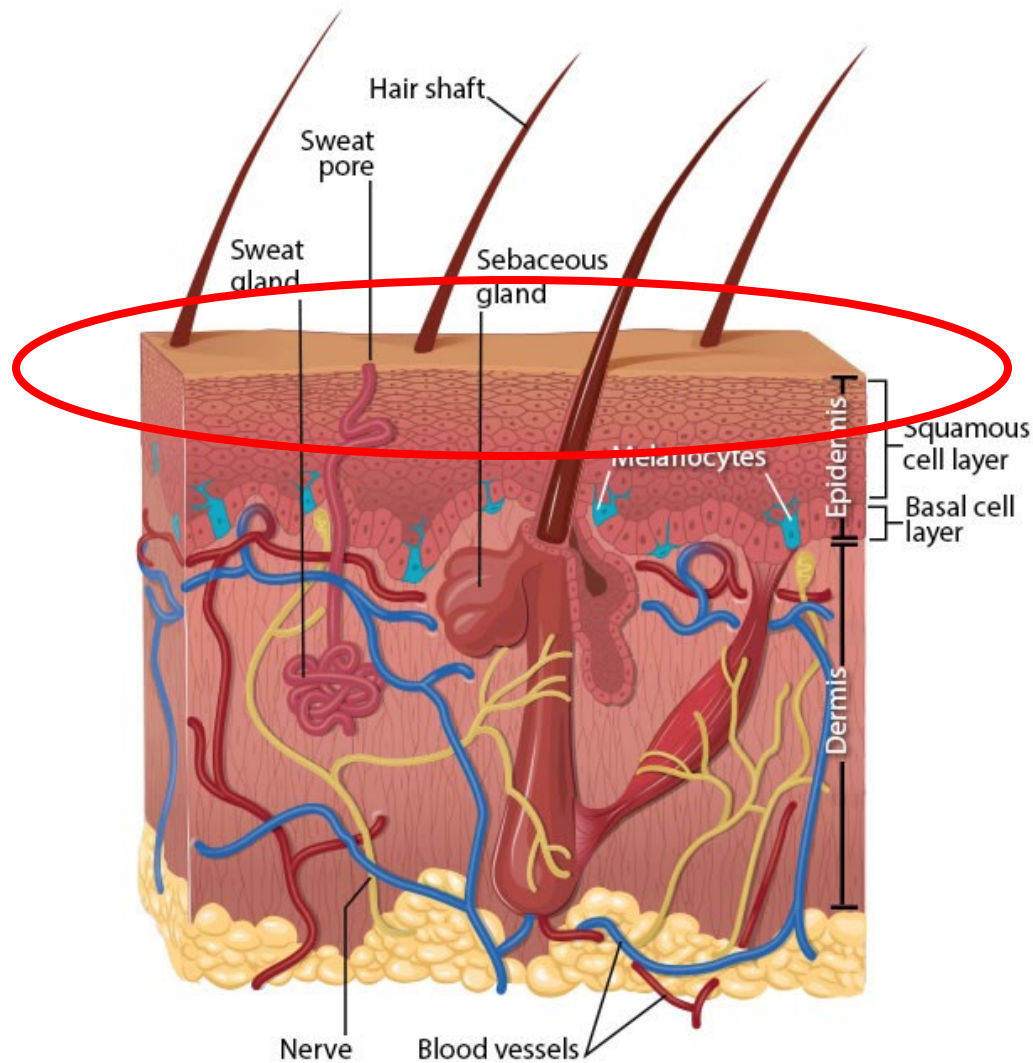


Figure 1.
Family Tree of
perfluoroalkyl and
polyfluoroalkyl
Substances

<https://www.wamc.org/hudson-valley-news/2019-02-14/epa-rolls-out-pfas-action-plan>

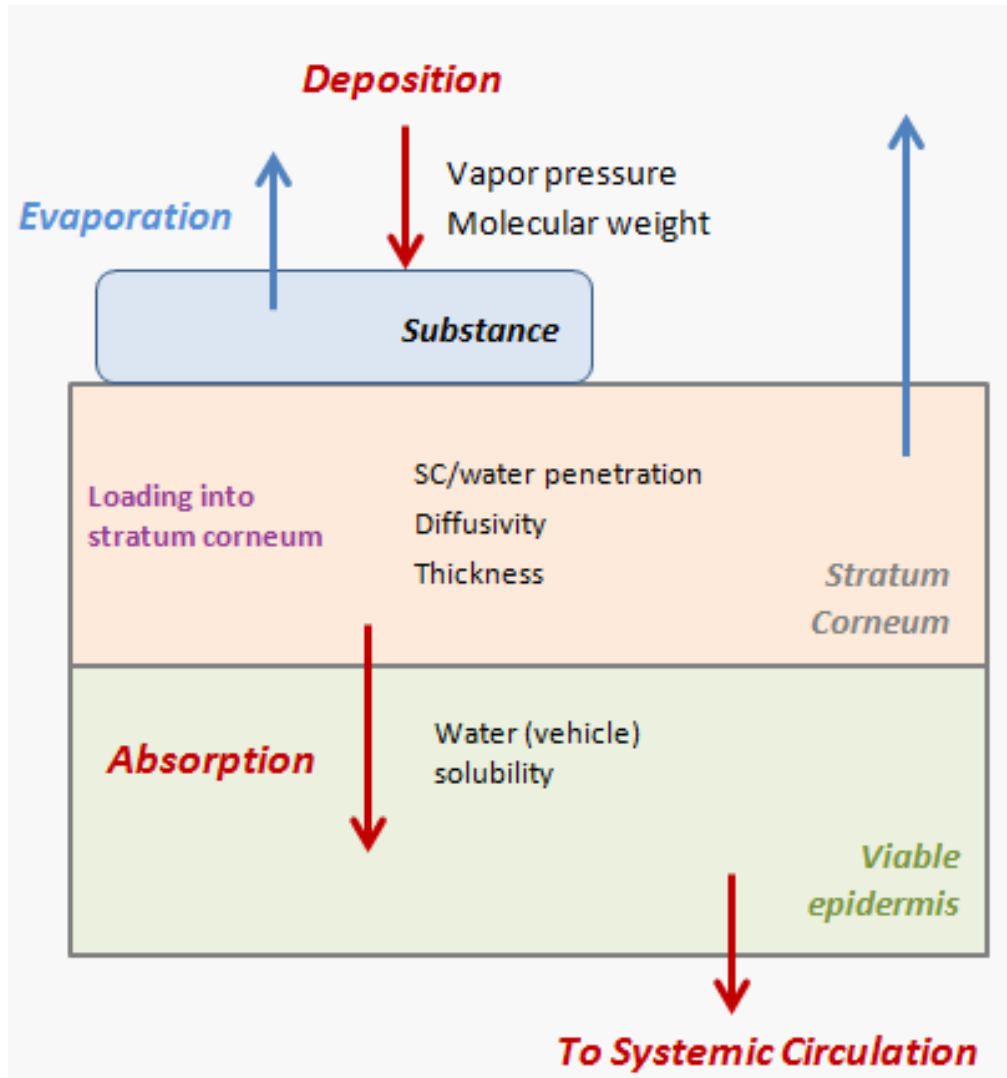
Human Skin



https://www.cdc.gov/cancer/skin/basic_info/what-is-skin-cancer.htm

- Principal barrier (homeostasis: water, temperature, external organisms) 10% of body mass, $\sim 2 \text{ m}^2$ area
 - Comprised of dead flattened cells
 - SC is a thin porous membrane; not a solid impenetrable membrane
- The thickness of the stratum corneum (SC) varies across the body, but only $\sim 15 \mu\text{m}$ thick on most of the body
 - In comparison, the typical human hair is 50-70 μm thick and 3M Scotch© tape is 25 μm thick
 - Palms and soles thicker, $\sim 600 \mu\text{m}$

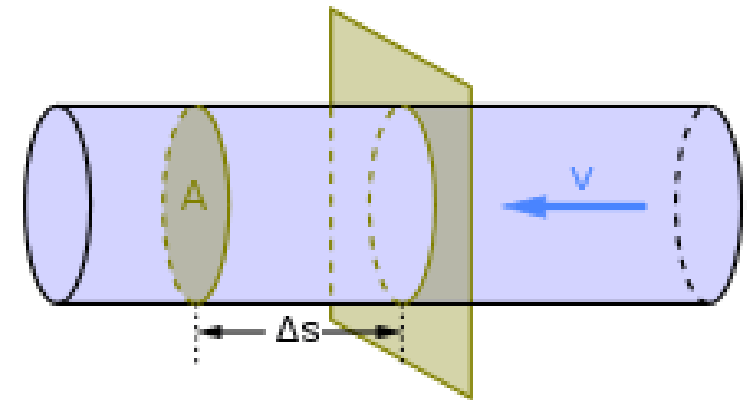
Skin Permeation/Penetration Factors



- Physical/chemical properties of the substance
 - Molecule size (<MW 200 more likely to absorb), $\log K_{o/w}$ (between 1 and 3 more likely to absorb), water solubility
- Vehicle properties
 - Water solubility, volatility, effects on the stratum corneum
- Interactions between the skin and the substance (metabolism)
- Properties of the skin
 - Anatomical site, hydration, integrity, blood flow to the dermis, damage to skin
- Scenario specifics
 - Occlusion, amount on the skin (dose and volume), skin surface area, duration of exposure

Dermal Absorption of PFAS

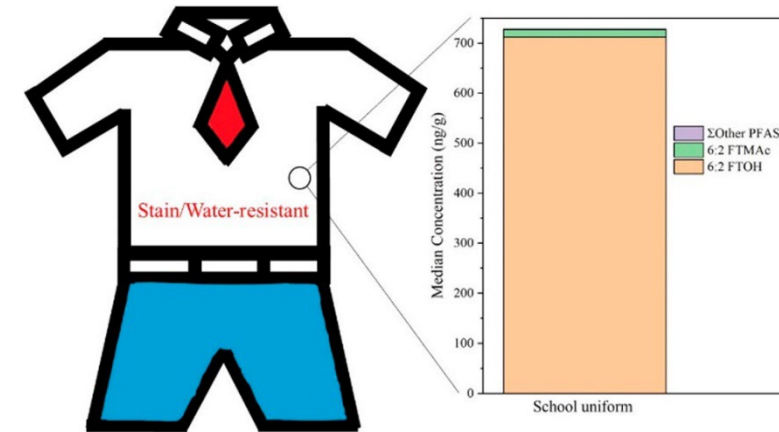
- Kissel et al. (2023) estimated potential for dermal uptake of neutral PFAS via partitioning of SVOCs from the gas phase to the skin surface using SPARC.
- 11 neutral PFAS had calculated dermal-to-inhalation (D/I) ratios >5 , suggesting that direct dermal absorption may be a relevant or important exposure pathway for these substances (isomers of C4-C6: N-MeFOSE, N-EtFOSE, shorter chain: N-MeFBSE, N-MeFHxSE, N-EtFHxSE, N-EtFBSE; the others were 7 PFAS with diol and amide head groups) (Kissel et al. 2023).
- For those with a lower D/I ratio, a higher potential inhalation risk would be suggested. This group includes FTOHs and FTMAAs.
- Prior research suggests only limited dermal absorption of ionic PFAS compounds (Fasano et al. 2005; Franko et al. 2012; Kissel et al. 2023).



https://en.wikipedia.org/wiki/Mass_flow_rate

PFAS and Potential for Dermal Exposure from Cotton Clothing

- Water-repellent and other clothing has been noted to contain PFCAs, PFSAAs, and FTOHs. Ionic PFAS constituted less than 5% of total PFAS in children's textiles (Ragnarsdottir et al. 2022; Xia et al. 2022).
- PFAS compounds were found in all children's textile products tested, with the most abundant compound being 6:2 FTOH followed by FTMAcs (fluorotelemer methacrylates) (Xia et al. 2022). However, transfer efficiency to skin was not tested.
- PFAS were common in school uniforms; higher PFAS levels were found in 100% cotton clothing than in synthetic fabrics. Levels were as high as or higher than outerwear (Xia et al. 2022).
- Release of PFAS following laundering is unknown (Xia et al. 2022).



Xia et al. 2022

PFAS and Potential for Dermal Exposure from DWR Clothing

- PFAS exposures from durable water repellent (DWR) clothing have been found to be low relative to exposures from dietary intake (Ragnarsdottir et al. 2022; Knepper et al. 2015).
- Inhalation from indoor air and dust ingestion associated with such clothing were both greater than dermal absorption, which was found to be relatively very low (Ragnarsdottir et al. 2022; Knepper et al. 2015).
- Minimal dermal exposure estimates are due to low estimates of the dermal absorption rate of PFAS (Ragnarsdottir et al. 2022; Knepper et al. 2015).
- Weathering may increase the potential for exposure from DWR clothing (van der Veen et al. 2020).



<https://organoclick.com/textile-waterproofing/>

PFAS and Dermal Exposure Potential from Consumer Products

- Ragnarsdottir et al. (2022) noted that PFAS-containing products have the potential to have prolonged contact with skin, including cosmetics and water repellent clothing.
- There is likely to be the presence of numerous unknown or unquantifiable PFAS substances in common consumer products (Xia et al. 2022).
- Sunscreen, mouthwash, and lip products were positively associated with serum PFAS (PFOA, PFTTrDA, and PFOSA) (Thepaut et al. 2021).
- Face masks may be a source of dermal PFAS exposure (Muensterman et al. 2022).



<https://www.epa.gov/radtown/ultraviolet-uv-radiation-and-sun-exposure>



<https://www.epa.gov/pmcourse/patient-exposure-and-high-particle-pollution-events>

PFAS and Dermal Exposure Potential from Cosmetics

- It has been reported that certain cosmetics have contained measured levels of 13-25 different PFAS compounds that can function as surfactants, emulsifiers, and conditioning agents (Ragnarsdottir et al. 2022; Schultes et al. 2018; Whitehead et al. 2021; Namazkar et al. 2023).
- Lin et al. (2023) found that MoS and HQ values for dermal exposures to PFAS from cosmetics were acceptable, but the cumulative effects of long-term exposure are unknown.
- Unlike non-polar PFAS which were relatively non-bioaccessible, PFCAs/PFAAs in cosmetics readily partitioned to artificial sweat (bioaccessible fractions 43-76%) (Namazkar et al. 2023).




<https://www.rnz.co.nz/news/environment/485782/epa-proposes-broad-ban-of-forever-chemicals-in-cosmetics>



<https://www.exponent.com/article/update-eu-cosmetics-regulation-titanium-dioxide>

PFAS and Dermal Exposures to House Dust

- Mixed results for measured levels of PFAS in hand wipe samples compared to serum PFAS levels (Ragnarsdottir et al. 2022).
- Dust ingestion found to contribute ~10-15% of total PFAS dose; hand to mouth exposures ~2-5% of total dose.
- However, for infant PFOA exposure, an estimated 40% is from hand to mouth exposures, followed by diet (35%) and dust ingestion (20%).



<https://cfpub.epa.gov/ncea/risk/recordisplay.cfm?deid=199243>

Dermal Exposure Potential to PFAS in Specific Scenarios

- Mesfin Tefera et al. (2022) found that for firefighters, incidental ingestion and dermal absorption accounted for 15% (typical) and 34% (worst case) exposure potential, with dietary exposures comprising the largest fraction of exposure potential.
- The use of PFAS in electronic products could create significant potential for PFAS exposure by the inhalation, ingestion, and dermal routes. The use of PFAS in electronics products and applications is wide ranging (Tansel 2022).



<https://www.epa.gov/sciencematters/blowing-smoke-what-can-firefighters-breath-reveal-about-chemical-exposure-during>



<https://www.epa.gov/international-cooperation/cleaning-electronic-waste-e-waste>

Measurement of Dermal Exposure Potential to PFAS

- Poothong et al. (2019) developed an analytical method to measure PFAS in hand wipes for the 60 adults from Oslo; exposures were evaluated for both hand-to-mouth and dermal contact scenarios.
- Predominant PFAS measured on the hands were polyfluoroalkyl phosphate esters (PAPs); further, these values were significantly positively correlated with PFOS and PFOA levels.
- For PFAAs, PFOA contributed the highest dermal exposures via hand to mouth and dermal contacts.
- A significant correlation between PFOS in hand wipes and EtFOSE in indoor air was found.
- Low frequency of hand washing was associated with 30-50% higher concentrations of PFAS on the hands.



Sahmel et al. 2021

Questions?

Jennifer Sahmel, PhD, CIH, CSP, FAIHA
Jennifer.Sahmel@InsightRisk.com



References

- Fasano WJ, Kennedy GL, Szostek B, Farrar DG, Ward RJ, Haroun L, Hinderliter PM. Penetration of ammonium perfluorooctanoate through rat and human skin in vitro. *Drug Chem Toxicol.* 2005;28(1):79-90. doi: 10.1081/dct-39707. PMID: 15720037.
- Franko J, Meade BJ, Frasch HF, Barbero AM, Anderson SE. Dermal penetration potential of perfluorooctanoic acid (PFOA) in human and mouse skin. *J Toxicol Environ Health A.* 2012;75(1):50-62. doi: 10.1080/15287394.2011.615108. PMID: 22047163.
- Kissel JC, Titaley IA, Muensterman DJ, Field JA. Evaluating Neutral PFAS for Potential Dermal Absorption from the Gas Phase. *Environ Sci Technol.* 2023 Mar 28;57(12):4951-4958. doi: 10.1021/acs.est.2c08835. Epub 2023 Mar 14. Erratum in: *Environ Sci Technol.* 2023 Jul 4;57(26):9894. PMID: 36917694.
- Knepper TP, Fromel T, Gremmel C, Van Driezum I, Weil H, Vestergren R, Cousins IT. 2014. Understanding the exposure pathways of per- and polyfluoroalkyl substances (PFASs) via use of PFASs-containing products – risk estimation for man and environment (No. (UBA-FB) 001935/E). In: *Environmental Research Of The Federal Ministry Of The Environment, Nature Conservation And Nuclear Safety.*
- Lin X, Xing Y, Chen H, Zhou Y, Zhang X, Liu P, Li J, Lee HK, Huang Z. Characteristic and health risk of per- and polyfluoroalkyl substances from cosmetics via dermal exposure. *Environ Pollut.* 2023 Dec 1;338:122685. doi: 10.1016/j.envpol.2023.122685. Epub 2023 Oct 5. PMID: 37804905.
- Mesfin Tefera Y, Gaskin S, Mitchell K, Springer D, Mills S, Pisaniello D. Food grown on fire stations as a potential pathway for firefighters' exposure to per- and poly-fluoroalkyl substances (PFAS). *Environ Int.* 2022 Oct;168:107455. doi: 10.1016/j.envint.2022.107455. Epub 2022 Aug 6. PMID: 35964536.
- Muensterman DJ, Cahuas L, Titaley IA, Schmokel C, De la Cruz FB, Barlaz MA, Carignan CC, Peaslee GF, Field JA. Per- and Polyfluoroalkyl Substances (PFAS) in Facemasks: Potential Source of Human Exposure to PFAS with Implications for Disposal to Landfills. *Environ Sci Technol Lett.* 2022 Apr 12;9(4):320-326. doi: 10.1021/acs.estlett.2c00019. Epub 2022 Mar 30. PMID: 37599856; PMCID: PMC10438898.
- Namazkar S, Ragnarsdottir O, Josefsson A, Branzell F, Abel S, Abou-Elwafa Abdallah M, Harrad S, Benskin JP. Characterization and dermal bioaccessibility of residual- and listed PFAS ingredients in cosmetic products. *Environ Sci Process Impacts.* 2024 Jan 16. doi: 10.1039/d3em00461a. Epub ahead of print. PMID: 38226854.
- Poothong S, Papadopoulou E, Padilla-Sánchez JA, Thomsen C, Haug LS. Multiple pathways of human exposure to poly- and perfluoroalkyl substances (PFASs): From external exposure to human blood. *Environ Int.* 2020 Jan;134:105244. doi: 10.1016/j.envint.2019.105244. Epub 2019 Nov 8. PMID: 31711019.

References (continued)

Poothong S, Padilla-Sánchez JA, Papadopoulou E, Giovanoulis G, Thomsen C, Haug LS. Hand Wipes: A Useful Tool for Assessing Human Exposure to Poly- and Perfluoroalkyl Substances (PFASs) through Hand-to-Mouth and Dermal Contacts. *Environ Sci Technol*. 2019 Feb 19;53(4):1985-1993. doi: 10.1021/acs.est.8b05303. Epub 2019 Feb 1. PMID: 30663877.

Ragnarsdóttir O, Abdallah MA, Harrad S. Dermal uptake: An important pathway of human exposure to perfluoroalkyl substances? *Environ Pollut*. 2022 Aug 15;307:119478. doi: 10.1016/j.envpol.2022.119478. Epub 2022 May 16. PMID: 35588958.

Sahmel J, Arnold S, Ramachandran G. Influence of repeated contacts on the transfer of elemental metallic lead between compartments in an integrated conceptual model for dermal exposure assessment. *J Toxicol Environ Health A*. 2022 Feb 1;85(3):89-109. doi: 10.1080/15287394.2021.1979435. Epub 2021 Sep 26. PMID: 34569450.

Schultes L, Vestergren R, Volkova K, Westberg E, Jacobson T, Benskin JP. Per- and polyfluoroalkyl substances and fluorine mass balance in cosmetic products from the Swedish market: implications for environmental emissions and human exposure. *Environ Sci Process Impacts*. 2018 Dec 12;20(12):1680-1690. doi: 10.1039/c8em00368h. PMID: 30427048.

Tansel B. PFAS use in electronic products and exposure risks during handling and processing of e-waste: A review. *J Environ Manage*. 2022 Aug 15;316:115291. doi: 10.1016/j.jenvman.2022.115291. Epub 2022 May 15. PMID: 35584593.

Thépaut E, Dirven HAAM, Haug LS, Lindeman B, Poothong S, Andreassen M, Hjertholm H, Husøy T. Per- and polyfluoroalkyl substances in serum and associations with food consumption and use of personal care products in the Norwegian biomonitoring study from the EU project EuroMix. *Environ Res*. 2021 Apr;195:110795. doi: 10.1016/j.envres.2021.110795. Epub 2021 Jan 30. PMID: 33524335.

Tibaldi R, ten Berge W, Drolet D. Dermal absorption of chemicals: estimation by IH SkinPerm. *J Occup Environ Hyg*. 2014;11(1):19-31. doi: 10.1080/15459624.2013.831983. PMID: 24283333.

van der Veen I, Hanning AC, Stare A, Leonards PEG, de Boer J, Weiss JM. The effect of weathering on per- and polyfluoroalkyl substances (PFASs) from durable water repellent (DWR) clothing. *Chemosphere*. 2020 Jun;249:126100. doi: 10.1016/j.chemosphere.2020.126100. Epub 2020 Feb 5. PMID: 32062207.

Whitehead HD, Venier M, Wu Y, Eastman E, Urbanik S, Diamond ML, Shalin A, Schwartz-Narbonne H, Bruton TA, Blum A, Wang Z, Green M, Tighe M, Wilkinson JT, McGuinness S, Peaslee GF. 2021. Fluorinated compounds in North American cosmetics. *Environ. Sci. Technol. Lett*. <https://doi.org/10.1021/acs.estlett.1c00240>.

Xia C, Diamond ML, Peaslee GF, Peng H, Blum A, Wang Z, Shalin A, Whitehead HD, Green M, Schwartz-Narbonne H, Yang D, Venier M. Per- and Polyfluoroalkyl Substances in North American School Uniforms. *Environ Sci Technol*. 2022 Oct 4;56(19):13845-13857. doi: 10.1021/acs.est.2c02111. Epub 2022 Sep 21. PMID: 36129192; PMCID: PMC9535897.